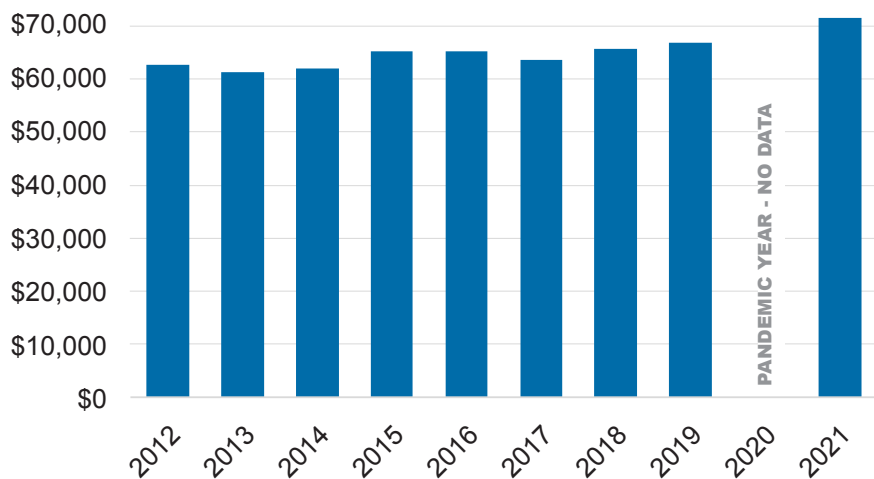


## Vermonters' incomes have grown

Vermont's median household income passed \$70,000 last year, for the first time ever. This means half of Vermont households took in more than \$70,000, and half got less. Household income rose by about \$5,700 between 2019 and 2021, after adjusting for inflation, according to U.S. Census Bureau numbers released last week. That was the largest two-year increase since 2000. The Census skipped reporting state-level median income in 2020, when the pandemic interrupted data collection.

**Household income surpassed \$70,000 for the first time** Vermont median household income, adjusted for inflation, 2012-2021



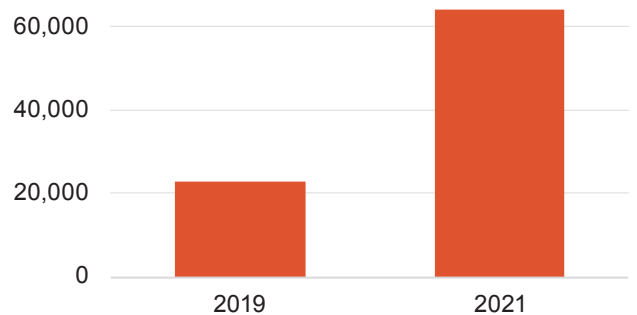
Data source: Center on Budget and Policy Priorities analysis of American Community Survey 1-year estimates, 2012-2021  
 ©2022 Public Assets Institute

### Remote workers

COVID-19 forced many people to work remotely, and new Census data show that many continued to do so in 2021. One in five—or more than 64,000—Vermonters worked from home in 2021, compared with about 22,800 in 2019.

### Vermonters working from home tripled in two years

People working from home, 2019 and 2021



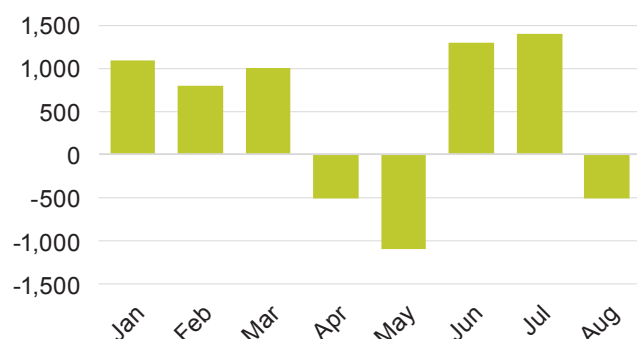
Data source: American Community Survey 1-year estimates, 2019 and 2021  
 ©2022 Public Assets Institute

## THIS MONTH

Since the start of the year, Vermont has seen job gains for two or three months, each time followed by losses. Overall, Vermont has gained 3,500 jobs in 2022, totaling 301,300 by the end of August. This is still 14,500 jobs short of where the state was in January 2020.

### Jobs are up, jobs are down

Vermont nonfarm payroll job change by month, seasonally adjusted, 2022



Data source: Vermont Department of Labor  
 ©2022 Public Assets Institute

LATEST BLS DATA - SEPTEMBER 16, 2022			
	AUG 2022	JUL 2022	AUG 2021
Labor Force	336,199	335,605	328,348
Employment	329,202	328,616	317,685
Unemployment	6,997	6,989	10,663
Unemployment Rate	2.1%	2.1%	3.2%

Source: U.S. Bureau of Labor Statistics