

## Young Vermonters are finding jobs

In November 550 more workers were employed. But over the longer term the trends have been different for different age groups. The biggest change is for the youngest Vermonters, ages 16 to 24. After a long decline, the share who had jobs climbed more than 6 percentage points from 2012 through 2016—from 52.2 percent to 58.6 percent. Meanwhile, the percentages of prime-age (25-54) and older (55-plus) workers employed has remained about the same since the end

LATEST BLS DATA - DECEMBER 22, 2017			
	NOV 2017	OCT 2017	NOV 2016
Labor Force	345,628	345,184	345,154
Employment	335,677	335,153	334,200
Unemployment	9,951	10,031	10,954
Unemployment Rate	2.9%	2.9%	3.2%

Source: U.S. Bureau of Labor Statistics (BLS)

of the recession in 2009.

### Not quite as white

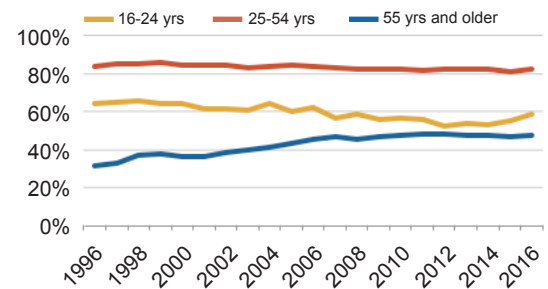
While Vermont remains nearly 95 percent white, the number of residents of color is increasing, according to the latest five-year estimates from the U.S. Census. Since the 2005-2009 period, the white population has contracted by almost 2,800—half a percent—and all other groups have grown. The number of Vermonters identifying as Black or African-American has risen by more than 2,500, or over 50 percent.

### College grads rising

Vermont and New England have well-educated workforces. In 2016, the share of Vermonters with bachelor's degrees ranked third in New England and above the national average. The portion of Vermont's labor force with a four-year degree or higher increased from just under 30 percent to 40 percent in 16 years. Across the country, more workers have finished college since 2000.

### More young people are employed

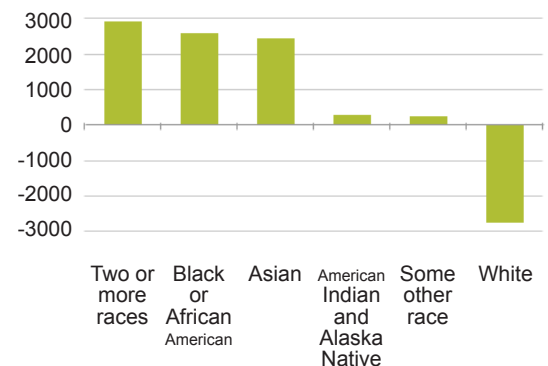
Employment to population ratio, by age group, 1996-2016



Source: Economic Policy Institute analysis of Current Population Survey data

### Vermont's demographics are changing

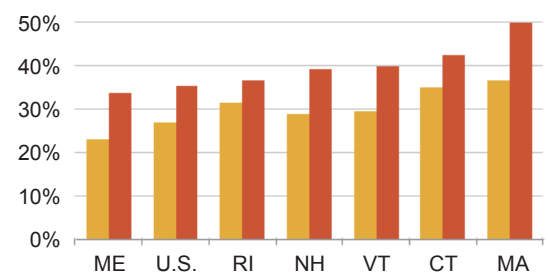
Change in population by race, 2009-2016



Data source: U.S. Census Bureau, 2005-2009, 2012-2016 American Community Survey 5-yr. estimates

### Vermont has well-educated workers

Share of labor force with bachelor's degree, New England & U.S., 2000 & 2016



Source: Economic Policy Institute analysis of Current Population Survey data