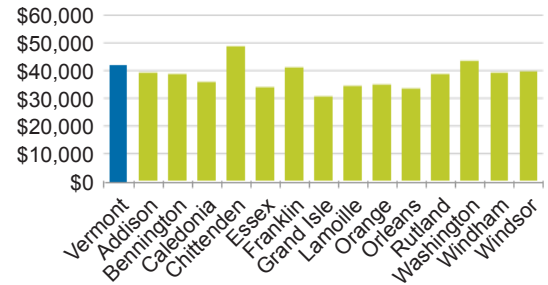


## Chittenden County is Pulling the Recovery's Slow Train

Chittenden County employers provided almost a third of Vermont's jobs in 2013, with a countywide average annual wage of just over \$49,000. That helped to lift the state's average to a bit above \$42,000 a year. In most other counties the annual wage was less than \$40,000. The annual wage data, just released by the Vermont Department of Labor, are based on place of employment, not place of residence. The numbers include wages for approximately 300,000 workers covered by unemployment insurance.

### Wages in Many Counties Lagged Average

Annual average wages by county, 2013



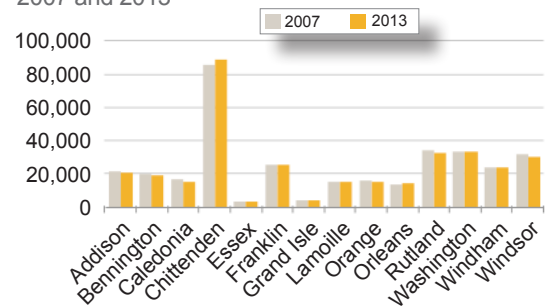
Data source: Vermont Department of Labor

### Employment: Mostly flat

Annual employment in Chittenden County was higher in 2013 than before the recession. But most counties are still below their 2007 employment levels. Lamoille and Orleans have seen some growth, but employment in the other counties is still down or flat.

### Chittenden County Led in Regained Jobs

Average annual employment by county, 2007 and 2013



Data source: Vermont Department of Labor

### Private sector: An upward slog

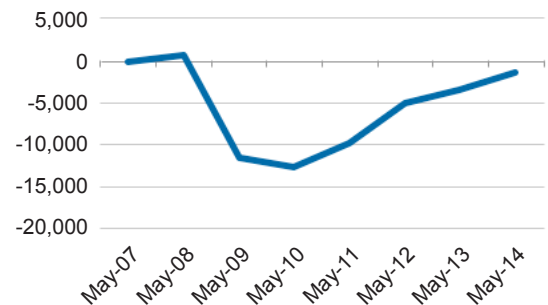
While Vermont businesses reported 1,200 more seasonally adjusted non-farm jobs in May than in April, that's still 1,300 fewer than before the start of the recession. The unemployment rate remained at 3.3 percent last month, with little change in the number of Vermonters in the labor force, in jobs, and unemployed.

	MAY 2014	APR 2014	MAY 2013
Labor Force	351,238	351,017	351,806
Employment	339,676	339,520	336,654
Unemployment	11,562	11,497	15,152
Rate	3.3%	3.3%	4.3%

Source: U.S. Bureau of Labor Statistics

### Private Sector Recovery is Taking its Time

Change in private sector jobs from pre-recession level, seasonally adjusted, May 2007-May 2014



Data source: Vermont Department of Labor