

No Summer's End Celebration for Vermont Workers

The August employment figures released today by the U.S. Bureau of Labor Statistics don't give Vermont much to celebrate. While the labor force inched up from July, the number of employed Vermonters inched down. Employers reported a net of only 300 new private-sector jobs, and the seasonally adjusted unemployment rate held at 4.6 percent. Some good news: That rate was the lowest in New England. And August was the fourth consecutive month with a labor force increase, indicating that more

	AUG 2013	JUL 2013	AUG 2012
Labor Force	351,841	351,742	355,912
Employment	335,669	335,681	337,501
Unemployment	16,172	16,061	18,411
Rate	4.6%	4.6%	5.2%

Source: U.S. Bureau of Labor Statistics

Vermonters are hopeful enough about jobs to go out looking for one.

A rise in public health coverage

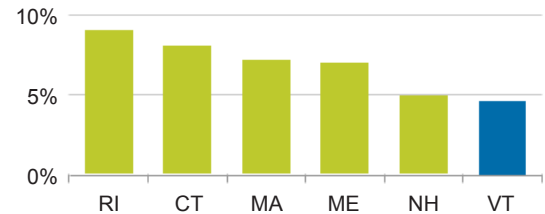
New Census data show that only 6.5 percent of Vermonters did not have health insurance in 2012, the third-lowest rate in the country. The data also show that while the percentage of people covered by private insurance has continued to drop in recent years, coverage through public programs, such as Medicaid and Medicare, has increased. Massachusetts, which requires residents to carry health insurance and provides subsidies to help cover the cost, had the smallest share of uninsured people: 3.9 percent.

A drop in household income

Vermont's median household income fell again in 2012, according to Census data released this week. After adjusting for inflation, median household income was \$3,000 lower in 2012 than in 2002. Half of the households in Vermont make more than the median income—\$52,977 in 2012—and half make less. Median household income declined during the recession, and it hasn't returned to pre-recession levels. But even before the recession, it was less than in 2002.

VERMONT HAS REGION'S LOWEST JOBLESS RATE

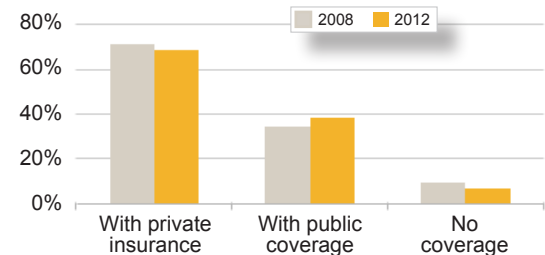
Seasonally adjusted unemployment rates by state, August 2013



Data source: U.S. Bureau of Labor Statistics

FEWER VERMONTERS ARE UNINSURED

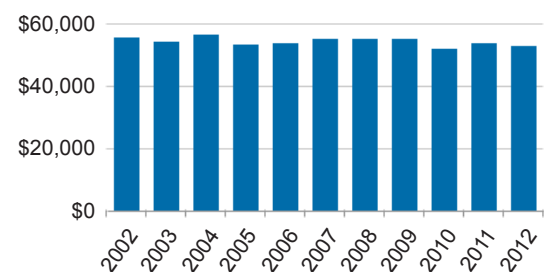
Health coverage as a percent of population



Data source: U.S. Census American Community Survey, 1-year, 2008-12

MEDIAN INCOME IS STAGNATING

Median household income, adjusted for inflation, 2002-12



Data source: U.S. Census American Community Survey, 2002-12