

## Jobs increase, but educational and digital divides persist

Unemployment rates in New England are mostly lower than in the U.S. as a whole. But job growth in the region is mixed. This year through September, Vermont saw a 1.2 percent increase in private sector jobs—the same as the national average. Massachusetts and New Hampshire have been adding jobs faster than the U.S. And the remaining New England states have

	SEP 2016	AUG 2016	SEP 2015
Labor Force	345,470	346,186	343,674
Employment	333,958	334,739	331,105
Unemployment	11,512	11,447	12,569
Unemployment Rate	3.3%	3.3%	3.7%

lagged behind the national rate.

Source: U.S. Bureau of Labor Statistics

### Poverty and schooling

Education plays a big role in the likelihood of being poor. While all educational groups saw a drop in the poverty rate from 2014, Vermonters who did not graduate from high school were more than twice as likely to live in poverty in 2015 as those with a diploma. And those who did not go on to college saw higher rates than those who finished some college. Of Vermonters with college degrees, only 3.8 percent lived in poverty.

### Income and Internet

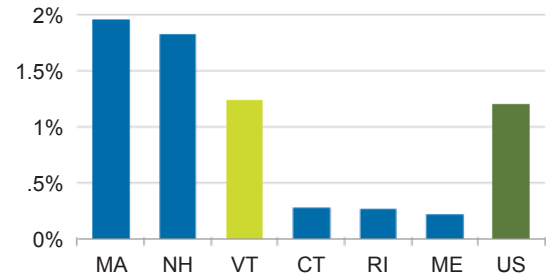
Vermont has an ambitious goal to provide high-speed broadband Internet service everywhere in the state by 2024. But to get people online, access also needs to be affordable. New Census data show that nearly half of low-income households in Vermont do not have an Internet service provider. In households with annual incomes between \$20,000 and \$75,000, one quarter have no service. Fewer than 1 percent of Vermont households have dial-up service only.

PO Box 942, Montpelier, Vermont 05601 | 802-223-6677 | publicassets.org

The Public Assets Institute supports democracy by helping Vermonters understand and keep informed about how their government is raising and spending money and using other public assets.

### Vermont job growth is about average this year

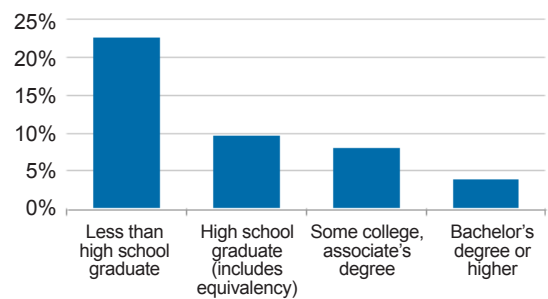
Private sector job growth, 2016, New England states and U.S.



Data source: U.S. Bureau of Labor Statistics

### Poverty is highest for high school dropouts

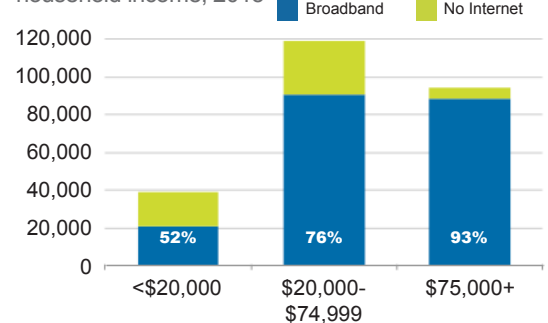
Poverty rate by educational attainment, 25 years and older, 2015



Data source: U.S. Census, American Community Survey, 2015 1-year estimates

### Many low-income households lack Internet service

Type of Internet service by household income, 2015



Data source: U.S. Census, American Community Survey, 2015 1-year estimates